



*Lincolnway*  
SPECIAL RECREATION  
ASSOCIATION



# ANNUAL REPORT

JUNE 1, 2021 - MAY 31, 2022



# A message from the Executive Director



Lincolnway Special Recreation Association (LWSRA) continues to thrive and be an innovative force in the Lincolnway community. The agency has rebounded from the pandemic and our financial position continues to be stable. Events like our Day with the Grinch & our holiday activity kits greatly assisted in maintaining a healthy fund balance during a period of financial uncertainty.

The 2021-2022 season brought many positive changes to how we offered programs. Our talented staff continued to create and adapt virtual and in-person programs so that participants of all abilities can enjoy recreation.

This year we served 358 unique participants. We also offered over 300 programs including athletic opportunities for those with intellectual and physical disabilities, social programs, special events and outings, dances, private music lessons, and clinics. LWSRA is also committed to ensuring that program cost is not a barrier to participation. In 2021-2022, we offered 48 families financial assistance totaling \$8,900.

Lincolnway Special Recreation Foundation has been a major contributor to our Financial Assistance Program and overall financial success. Their donation to the agency helps with funding toward vehicles, uniforms, programs, and state and national tournaments.

Each year we redefine and grow our vision of success. Due to the passion and dedication of our staff, our program quality continues to rise. For example, our unified volleyball team went undefeated the past two years due to participant talent and determination in addition to strong coaching. We have also introduced a new intake procedure for our programs and have implemented a new early childhood program. I am happy to report on our success this year and look forward to what is to come.

A white, handwritten signature of Keith Wallace on a dark blue background.

Keith Wallace  
Executive Director



# Making the benefits of recreation possible

## *Together we thrive*

Since 1976, the Lincolnway Special Recreation Association (LWSRA) has provided recreation services for individuals with disabilities through a cooperative agreement with its eight member park districts: Crete, Frankfort, Frankfort Square, Manhattan, Mokena, New Lenox, Peotone and Wilmington Park Districts. Participants enjoy active, healthy and more independent lifestyles through a variety of recreational and social opportunities.

### MISSION

To provide recreation and leisure services for individuals with physical or intellectual disabilities while promoting greater disability awareness in the community.



### VISION

A community without limits for individuals with disabilities.



### VALUES

Community | Opportunity | Recreation | Education  
Training | Reliability | Unity | Safety | Trust



### SERVICES

Proudly offering social programs, interest-based programs and inclusion programs to our member districts and beyond

# New in 21-22

Together we grow



Registration through CommunityPass launched in 2021 creating a more user-friendly experience.

## New online registration site



Families submitted name ideas as we welcomed our new mascot, Hero.

## Hero the Hawk





Two program specialist positions were created to meet the growing needs of our programs.

## New Program Specialists



The LWSR Foundation expanded its biggest fundraiser, offering a second golf outing.


## Golf Outings expand





Building new and popular programs  
*Together we advance*

## Communication Boards added at Leigh Creek South Park



The boards serve as functional communication models to our community. LWSRA participants utilize the images, signs and braille with friends to show play elements they enjoy. The communication boards help promote inclusive play throughout Leigh Creek South Park.





# Building new and popular programs

*Together we learn*

## EARLY CHILDHOOD

Play Pals was created to connect families of 2-5 year olds and start paving the path for the new Hawkings 3-7 year old programming.



The revamped TITANS program was launched in 2021 featuring a variety of interest-based, a-la-carte programs that provided greater daily variety to participants.

## ADULT DAY PROGRAM



## ADAPTED SPORTS

Wheelchair basketball returned to competition and LWSRA hosted the inaugural North American Wheelchair Basketball League Championship in 2022.





# Building new and popular programs *Together we evolve*

LWSRA's first Cultural Arts Fest was held in 2022 featuring the return of Drama Club as well as performances from piano lesson students, TITANS and participant art displays.

## CULTURAL ARTS



## SUMMER CAMP

In-person summer camp returned for the summer of 2021. Familiar faces enjoyed time with their friends and soaked up the sun on many outdoor adventures.



Aquatics programs returned thanks to a new agreement with Swim Advantage in Orland Park. Swim lesson sessions boomed quickly, paving the way for future expansion in 2022-

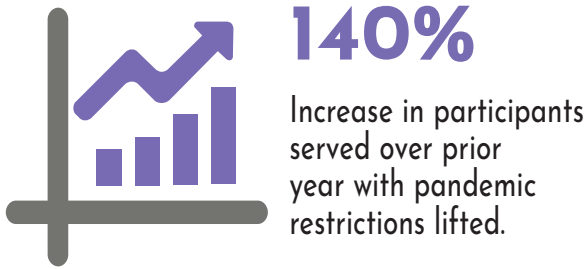

## AQUATICS



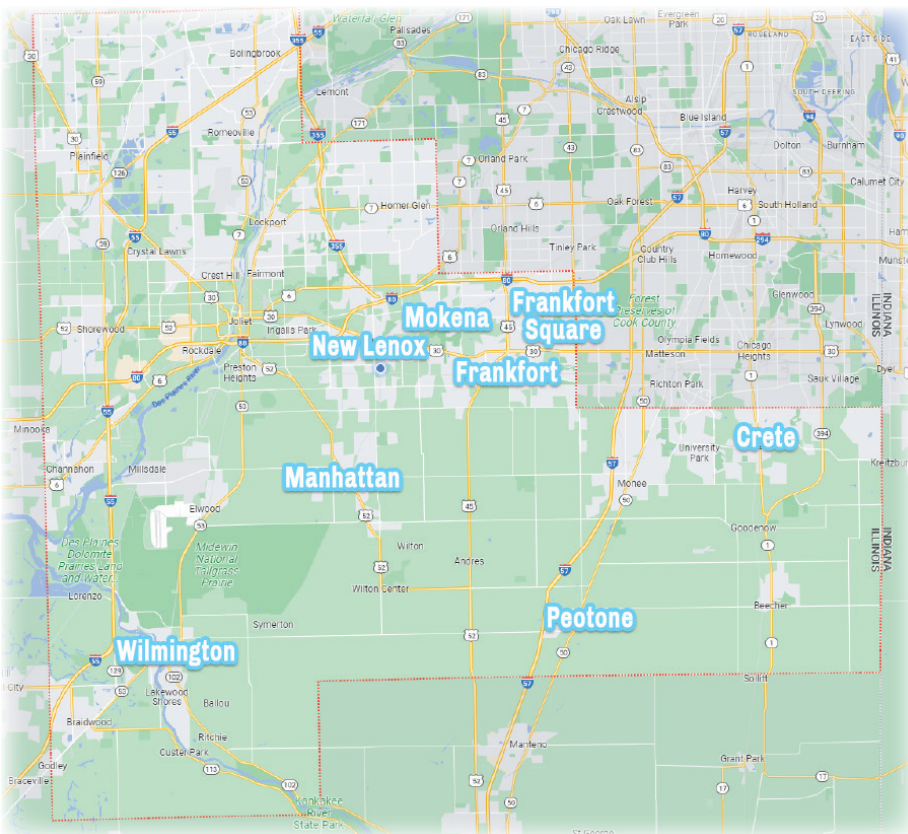


# Participation by the numbers

## Fiscal Year Participation June 1, 2021 - May 31, 2022



## Member Districts



| District         | # of Participants           | # of Programs participated in |
|------------------|-----------------------------|-------------------------------|
| Crete            | <i>new addition in 2022</i> |                               |
| Frankfort        | 62                          | 591                           |
| Frankfort Square | 29                          | 337                           |
| Manhattan        | 29                          | 218                           |
| Mokena           | 55                          | 904                           |
| New Lenox        | 84                          | 1,301                         |
| Peotone          | 6                           | 40                            |
| Wilmington       | 1                           | 34                            |
| SSSRA Co-Op      | 14                          | 67                            |
| Non-resident     | 78                          | 350                           |



# Community Involvement

*Together we connect*

## Inclusion Services



**16** in **28**  
Individuals served different programs

Park Districts welcome participation of individuals with disabilities in all recreational programs. Districts work cooperatively with LWSRA to facilitate successful participation for individuals who request an inclusion aide. Inclusion services give participants the needed support in a typical park district setting.

## COMMUNITY EVENTS

 **1,000+** Trunk or Treat attendees

 **530** Day with the Grinch ATTENDEES  **216** GRINCH KITS SOLD

 **110** FAMILY HOLIDAY PARTY ATTENDEES 

 **750** CULTURAL ARTS FEST ATTENDEES  
\*2 Drama Club performances  
\*Piano Recital & Dance performances  
\*Adult Day Program Art Display

 **ABILITY AWARENESS FAIR**  
**200** ATTENDEES **28** VENDORS **3** SPEAKERS



## The Foundation

In February 2022, LWSRF made a donation to LWSRA of \$45,000!

 **2** GOLF OUTINGS **203** Golfers **59** Sponsors  
Nearly \$35,000 Raised

 **603** BUNNY BREAKFAST ATTENDEES  
In-person event returned featuring more inclusive smaller sessions.

 End of Year Giving Campaign  
**\$5,040** Raised



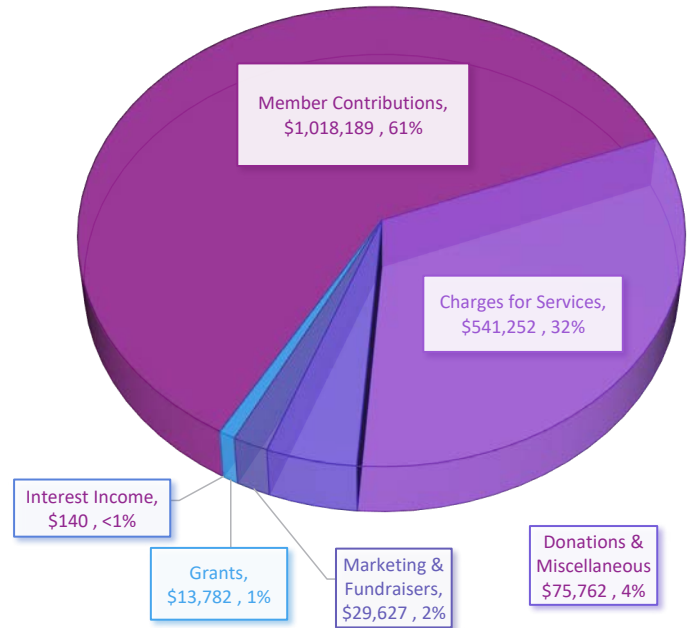
# Examining the Numbers

## Financials

### TOTAL REVENUES: \$1,678,752

#### REVENUES

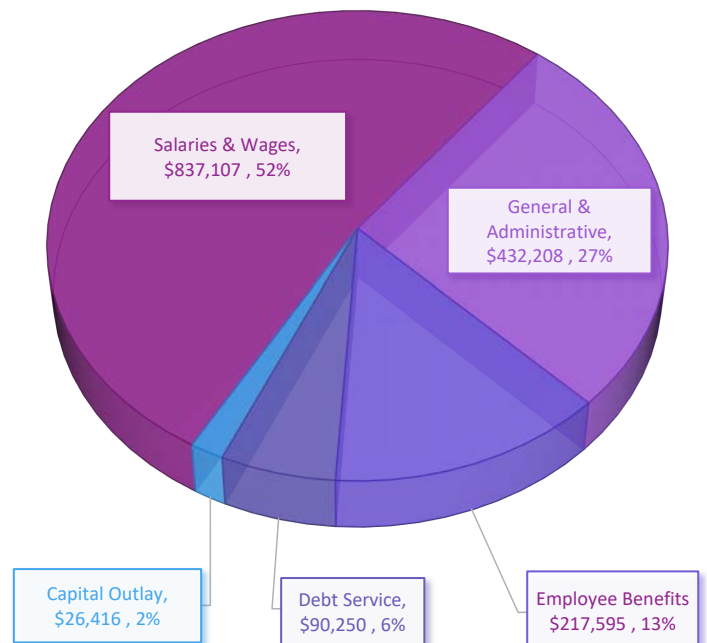
|                         |                    |
|-------------------------|--------------------|
| Member Contributions    | \$1,018,189        |
| Charges for Services    | \$541,252          |
| Donations/Miscellaneous | \$75,762           |
| Marketing & Fundraisers | \$29,627           |
| Grants                  | \$13,782           |
| Interest Income         | \$140              |
| <b>TOTAL</b>            | <b>\$1,678,752</b> |



### TOTAL EXPENDITURES: \$1,603,576

#### EXPENDITURES

|                          |                    |
|--------------------------|--------------------|
| Salaries & Wages         | \$837,107          |
| General & Administrative | \$432,208          |
| Employee Benefits        | \$217,595          |
| Debt Service             | \$90,250           |
| Capital Outlay           | \$26,416           |
| <b>TOTAL</b>             | <b>\$1,603,576</b> |





# Examining the Numbers

## Net Position

### NET POSITION

|                                       |                    |
|---------------------------------------|--------------------|
| <b>Current Assets</b>                 |                    |
| Cash                                  | \$467,607          |
| <b>Noncurrent Assets</b>              |                    |
| Capital Assets                        | \$4,010,866        |
| Net Pension Asset - IMRF              | \$208,651          |
| <b>Deferred Outflows of Resources</b> |                    |
| Deferred Items - IMRF                 | \$59,904           |
| <b>Liabilities</b>                    |                    |
| Current Liabilities                   | (\$277,720)        |
| Deferred Items - IMRF                 | (\$246,141)        |
| <b>TOTAL NET POSITION</b>             | <b>\$4,223,167</b> |

**FY 2021-2022**  
**TOTAL NET POSITION**  
**\$4,223,167**



**FY 2020-2021**  
**TOTAL NET POSITION**  
**\$3,994,630**

### CAPITAL ASSETS

|                                 |                    |
|---------------------------------|--------------------|
| <b>Nondepreciable Assets</b>    |                    |
| Construction in Progress        | \$8,675            |
| <b>Depreciable Assets</b>       |                    |
| Buildings                       | \$4,334,431        |
| Vehicles                        | \$510,569          |
| Furniture & Fixtures            | \$11,189           |
| Improvements                    | \$260,584          |
| Office Equipment                | \$185,783          |
| <b>Accumulated Depreciation</b> |                    |
| Total Accumulated Depreciation  | (\$1,111,880)      |
| <b>TOTAL NET CAPITAL ASSETS</b> | <b>\$4,199,351</b> |

**FY 2021-2022**  
**TOTAL NET CAPITAL ASSETS**  
**\$4,199,351**





# THANK YOU DONORS

Through the generosity of our friends, families and community, we are continuing to build a community without limits! LWSRA and the LWSR Foundation would like to thank each of you who supported us in 2021 through donations and attending our many community events. We also recognize our major donors whom graciously made contributions to further our mission in 2021!

## GOLD DONORS

(\$10,000-\$24,999)

Aileen S. Andrew  
Foundation

## SILVER DONORS

(\$5,000-\$9,999)

Ecolab Grant

## BRONZE DONORS

(\$1,000-\$4,999)

The Vogelsang Family  
New Lenox Knights of Columbus  
The Filosa Family  
Menasha Corporation Foundation  
The Withrow Family  
Brenda Wallace  
Kiwanis Club of Frankfort  
Richard Smurawski  
Pat Smurawski  
Daniel Callaghan  
Sons of the American Legion  
Squadron 697  
The Straub Family

## BRONZE DONORS

(\$1,000-\$4,999)

Ozinga Bros. Inc.  
The McCabe Family  
The Zibricky Family  
DoubleGood Kids Foundation  
The Porcellino Family  
Frankfort Chamber of Commerce  
Lana Graser  
Judith Toenies  
The Gabrione Family  
Ingredion Charitable Foundation  
Exceptional Childrens Charities, Inc.  
The Costello Family  
In Memory of Joy Leonardo

*Alone we can do so little;  
together we can do so much*

-Helen Keller